



2x8 HDMI DA
USER MANUAL

ASKING FOR ASSISTANCE

Technical Support:

Telephone (818) 884-6294
(800) 545-6900

Fax (818) 884-3108

Technical Support Hours:

9:00 AM to 5:00 PM Monday thru Friday.

Write To:

Gefen Inc.
C/O Customer Service
6265 Variel Ave.
Woodland Hills, CA 91367-9897

Notice

Gefen Inc. reserves the right to make changes in the hardware, packaging and any accompanying documentation without prior written notice.

2x8 HDMI DA is a trademark of Gefen Inc.
HDMI is a trademark of hdmi.org

TABLE OF CONTENTS

- 1** Introduction
- 2** Features
- 3** Panel Descriptions
- 4** Connecting and Operating the 2x8 HDMI DA
- 5** RMT2-IR Installation
- 6** RS-232 Interface
- 7** Specifications
- 8** Warranty

INTRODUCTION

Congratulations on your purchase of the ex•tend•it 2x8 HDMI Distribution Amplifier. Your complete satisfaction is very important to us.

Gefen's line of HDTV switches, extenders, and splitters are designed to make your A/V equipment use more comfortable, more productive and less expensive.

The 2x8 HDMI DA allows access to two HDTV devices, using up to eight HDTV displays. All output displays will have mirrored images.

The ex•tend•it line offers solutions for Home Theater, AV installation, data center, information distribution, conference room presentation, school and corporate training environments.

Our Commitment

Gefen will always offer the finest quality product at the best possible price. Included in that price is a lifetime support from a team of outstanding engineers.

The ex•tend•it 2x8 HDMI DA allows two HDTV HDMI devices to be distributed easily in to eight HDTV HDMI compatible monitors or projectors. Simply connect your HDTV displays to the DA's display outputs. The 2x8 HDMI DA can also be placed at the end of a long HDMI cable to regenerate the HDMI signal.

FEATURES

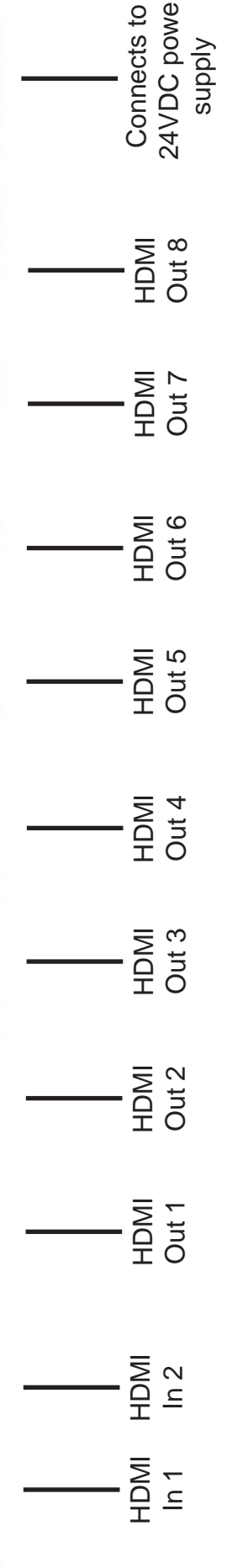
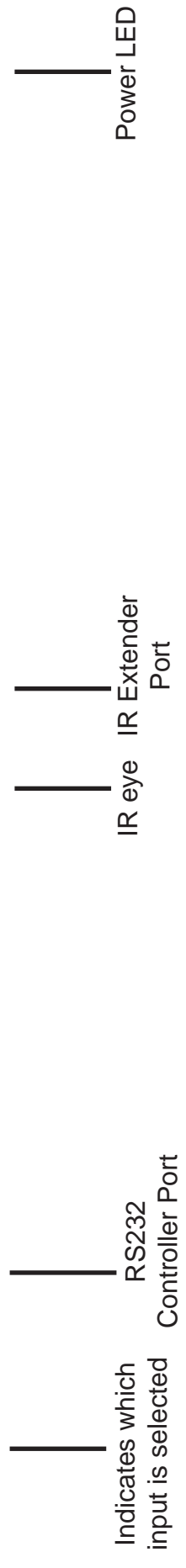
Features

- Switches easily between any two DVI/HDMI sources
- Maintains 480i, 480p, 720p, 720i, and 1080i, 1080p resolutions
- Maintains highest HDMI single link video resolution
- Maintains highest HDMI digital audio signal
- Supports HDCP compliant devices
- HDMI or DVI to HDMI cables are used to connect the inputs and switcher output
- Inputs can be switched with the IR remote control or through the RS232 connector.
- Installs in seconds

Includes:

One - 6' HDMI cables (m-m)
24VDC Power Supply
RMT2-IR
The 2x8 HDMI DA
Users Manual

PANEL DESCRIPTIONS



Connecting and Operating the 2x8 HDMI DA

How to Connect the 2x8 HDMI DA to your devices

- 1** Connect the supplied cable from the HDTV HDMI source into the 2x8 HDMI DA input.
- 2** Connect the cables from your displays (monitor or projector) into the HDMI outs of the 2x8 HDMI DA.
- 3** Plug the 24VDC power supply into the 2x8 HDMI DA.


How to Control the 2x8 HDMI DA

Use the RMT2-IR remote control to toggle between sources.

RMT2-IR Installation

1. Remove battery cover from the back of the RMT2-IR remote.
2. Verify that dip switches 1 & 2 are in the down (OFF) position.
3. Insert the battery, hold the battery so that you can see the positive side facing up. The side that is not marked must be facing down.
4. Test the RMT2-IR remote by pressing ONLY one button at a time. The indicator light on the remote will flash once each time you press a button. **WARNING:** Do not press multiple buttons simultaneously and do NOT press buttons rapidly. These actions will cause the remote to reset and steps 1-4 will have to be repeated.

Note: The RMT2-IR ships with two batteries. One battery is required for operation, the second battery is complimentary.



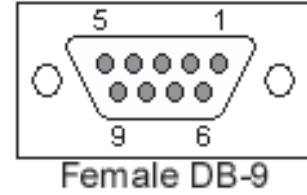
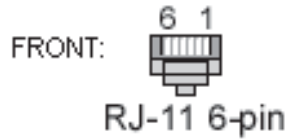
The optional IR extender allows you to relocate your HDMI Switcher and still have IR control of the HDMI Switcher

RS-232 Interface

RS-232 Pinout

RJ-11	DB9
1 - Ground	10 - Ground
2 - RxD	3 - TxD
3 - TxD	2 - RxD
4 - RTS	8 - CTS
5 - CTS	7 - RTS
6 - Ground	10 - Ground

*Pin 10 = Shield



Connectors not to scale

Binary Table

Input	Binary
1	0011 0001
2	0011 0010

Terminal Settings

Bits per second 19200

Data bits 8

Parity None

Stop bits 1

Flow Control None

SPECIFICATIONS

Video Amplifier Bandwidth	1.65 GHz
Input Video Signal	1.2 volts p-p
Input DDC Signal	5 volts p-p (TTL)
Single Link Range1080p / 1920 x 1200
Input Connector Type	HDMI
Output Connector Type	HDMI
Remote Control Port	RJ11 RS232
Power Consumption	60 Watts (max.)
Power Supply	12-24VDC
Dimensions	17"W x 1.75"H x 7.25"D
Shipping Weight	8 Lbs

WARRANTY

Gefen Inc. warrants the equipment it manufactures to be free from defects in material and workmanship.

If equipment fails because of such defects and Gefen Inc. is notified within one (1) year from the date of shipment, Gefen Inc. will, at its option, repair or replace the equipment, provided that the equipment has not been subjected to mechanical, electrical, or other abuse or modifications.

Equipment that fails under conditions other than those covered will be repaired at the current price of parts and labor in effect at the of repair. Such repairs are warranted for ninety (90) days from the day of reshipment to the Buyer.

This warranty is in lieu of all other warranties expressed or implied, including without limitation, any implied warranty or merchantability or fitness for any particular purpose, all of which are expressly disclaimed.

The information in this manual has been carefully checked and is believed to be accurate. However, Gefen Inc. assumes no responsibility for any inaccuracies that may be contained in this manual. In no event will Gefen Inc., be liable for direct, indirect, special, incidental, or consequential damages resulting from any defect or omission in this manual, even if advised of the possibility of such damages. The technical information contained herein regarding 2x8 HDMI DA features and specifications is subject to change without notice.

* EXT - HDMI - 248*

6265 Variel Avenue Woodland Hills, CA 91367
1-800-545-6900 818-884-6294 fax: 818-884-3108
www.gefen.com gsinfo@gefen.com